

## 重组兔单抗精选产品清单

Product name	Catalog#	Species reactivity	Tested applications
ATG4B	HAT21829	Human,Mouse,Rat,Monkey	WB
Fatty Acid Synthase	ET1701-91	Human,Mouse,Rat	WB,IF-Cell,IF-Tissue,IHC-P,IP,FC
Fibronectin	ET1702-25	Human,Mouse	WB,IF-Cell,IF-Tissue,IHC-P
Glucose Transporter GLUT1	ET1601-10	Human,Mouse,Rat	WB,IF-Cell,IF-Tissue,IHC-P,FC
LC3B	ET1701-65	Human,Mouse,Rat	WB,IP,IF-Cell,IHC-P
MUC1	ET1611-14	Human,Mouse,Rat	WB,IF-Cell,IF-Tissue,IHC-P,FC,IP
NDUFV2	HAT21869	Human,Mouse,Rat	WB,IHC-P,IF-Cell
Neuropilin 1	ET1609-69	Human,Mouse,Rat	WB,IF-Cell,IF-Tissue,IHC-P,IP
PML Protein	HAT21877	Human	WB,IHC-P,IF-Cell,FC
SIRT3	HAT22251	Human,Mouse,Rat	WB,IHC-P,IF-Cell,FC,IF-Tissue,IP
ATG5	ET1611-38	Human,Rat,Mouse,Monkey	WB,IF-Cell,IF-Tissue,IHC-P,IP
BAX	ET1603-34	Human,Mouse,Rat,Goat	WB,IP,FC
Bcl-2	HAT21235	Human	WB,IHC-P,IF-Cell,FC
Caspase-3	ET1602-39	Human	WB,IF-Cell,IF-Tissue,IHC-P,IP,FC
Cyclin D1	ET1601-31	Human,Mouse,Rat	WB,IF-Cell,IF-Tissue,IHC-P,IP,FC
Cyclin D1	HAT21322	Human,Mouse,Rat	WB,IHC-P,IF-Cell,FC
E-Cadherin	ET1607-75	Human	WB,IF-Cell,IF-Tissue,IHC-P,FC,IP
GPX4	ET1706-45	Human,Mouse,Rat,Zebrafish	WB,IHC-P,IF-Cell
MALT1	HAT21244	Human,Mouse,Rat	WB,IHC-P
mTOR	ET1608-5	Human,Mouse,Rat	WB,IHC-P,IP,IF-Cell
PARP1	ET1608-56	Human,Mouse,Rat	WB,IF-Cell,IF-Tissue,IHC-P,FC
Peroxioredoxin 5	HAT22061	Human,Mouse,Rat	WB,IHC-P,IF-Cell,FC,IP
Phospho-P70 S6 Kinase (T389)	HAT21803	Human,Mouse,Rat	WB,IF-Cell,IHC-P
PTEN	ET1606-43	Human,Mouse,Rat	WB,IF-Cell,IF-Tissue,IHC-P
S100 beta	ET1610-3	Human,Mouse,Zebrafish,Rat,Goat	WB,IF-Cell,IF-Tissue,IP,IHC-P,IHC-Fr
SAMD9	HAT21853	Human	WB,IF-Cell,IHC-P,FC
TXNDC9	HAT22128	Human,Mouse,Rat	WB,IF-Cell,IHC-P,FC,IF-Tissue
TXNRD2	HAT21806	Human,Mouse,Rat	WB,IHC-P,IF-Tissue
TSG101	ET1701-59	Human,Mouse,Rat	WB,IF-Cell,IF-Tissue,IHC-P,FC
BAF180	HAT21811	Human,Mouse,Rat,Monkey	WB,IHC-P,IF-Tissue
HDAC1	ET1605-35	Human,Mouse,Rat	WB,IHC-P,IF-Cell,IP
HDAC2	ET1607-78	Human,Mouse,Rat	WB,IF-Cell,IF-Tissue,IHC-P,IP,FC
Phospho-Histone H3 (S10)	ET1601-30	Human,Mouse,Rat	WB,IF-Cell,IF-Tissue,IHC-P,IP,FC
Histone H3 (acetyl K4)	HAT22035	Human,Mouse,Rat	WB,IF-Cell,CHIP,Dot Blot
Histone H3 (acetyl K9)	HAT22132	Human,Mouse,Rat	WB,IF-Cell,IHC-P,IF-Tissue,FC,CHIP,Dot Blot,IP
Histone H3 (tri methyl K27)	HAT22231	Human,Mouse,Rat	WB,IF-Cell,IHC-P,IF-Tissue,CHIP

扫描二维码, 查看全部产品清单



杭州华安生物技术有限公司

Hangzhou HuaAn Biotechnology Co.,Ltd

地址: 杭州市钱塘新区白杨街道6号大街452号高科技企业  
孵化园区2号楼16层D区  
邮编: 310012 邮箱: sales@huabio.cn  
电话: 0571-88062880 传真: 0571-88060400

聚焦抗体, 专业服务! [www.huabio.cn](http://www.huabio.cn)  
国内免费销售热线: 4008-123-175

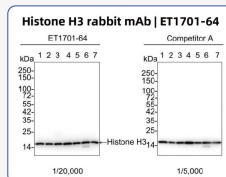
# 重组兔单抗



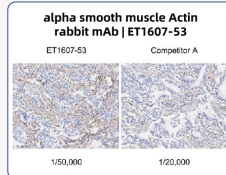
华安生物为客户提供高亲和力、高特异性和高稳定性的重组兔单克隆抗体

## 验证案例

### 高亲和力



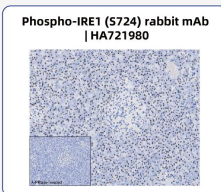
Western blot analysis of Histone H3 on different lysates



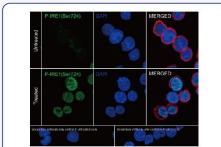
IHC analysis in human breast carcinoma tissue

与竞品比较，在高稀释条件下，华安生物提供的重组兔单抗产品WB, IHC检测结果更优。

### 高特异性



IHC analysis in human pancreas tissue



ICC analysis in Jurkat cells

加入磷酸酶Lambda PP处理后，人胰腺组织Phospho-IRE1 (S724)核染色阴性（上图）；加入Calyculin A诱导后，Jurkat cells中Phospho-IRE1 (S724)核染色显著增强（下图）。

### 高稳定性

在37°C环境中持续保存4周，Cytokeratin 7重组兔单抗依旧呈现出优质的WB检测结果。

